



TECHNICAL
EDUCATION
AND SKILLS
DEVELOPMENT
AUTHORITY

T E S D A

14 January 2015

MS. CRISTINA B. CLASARA

Director, Budget and Management Bureau-B
Department of Budget and Management
General Solano St., San Miguel, Manila

Dear **Director Clasara**:

We are pleased to submit TESDA's Quarterly Physical Report of Operation for the Fourth Quarter of 2014 (BAR No. 1).

We hope you find our inputs in order.

Thank you. Best regards.

Very truly yours,


MARISSA G. LEGASPI
Executive Director, Planning Office

Encl.: as stated





TECHNICAL EDUCATION AND SKILLS DEVELOPMENT AUTHORITY

QUARTERLY PHYSICAL REPORTS OF OPERATION
For the Quarter Ending **31 December 2014**

DEPARTMENT/AGENCY: DOLE/TECHNICAL EDUCATION AND SKILLS DEVELOPMENT AUTHORITY
Fund 101

Program/Activity /Project	Performance Measure	Physical Target	Accomplishment	Variance	Remarks
MFO 1 – TESD Policy Services					
	No. of policy issuances developed and disseminated	2,106	1,919 policies	187	
	Percentage of stakeholders who rate policies as good or better	60%	92%	53% above the Physical Target	
	Percentage of policies that are updated, issued and disseminated in the last three (3) years	80%	80%	0	
MFO 2 – TESD Services					
	Number of trainees	161,600	257,621	96,021 above the Physical Target	
	Average number of training hours per trainee	100 hours	356 average training hours per trainee	256 hours above the Physical Target	
	Number of graduates who are employed six (6) months after completion of training	79,000	Survey Results processing on-going		
	Percentage of training applications acted upon within two (2) weeks	80%	87.87% 1,087 out of 1,237 sample applications acted upon within two (2) weeks	9.84% above the Physical Target	
	Percentage of graduates certified within 5 days after graduation	84%	82%	2.38% below	
	Percentage of training programs that are delivered within one month of the original plan	80%	51.98%	35.3% below	TESDA Technology Institutions (TTIs) schedules were adjusted in consideration of Special Training for Employment Program



TECHNICAL EDUCATION AND SKILLS DEVELOPMENT AUTHORITY

Program/Activity /Project	Performance Measure	Physical Target	Accomplishment	Variance	Remarks
	<u>Training for Work Scholarship Program</u>				(STEP) implementation and opening of new programs is not within the control of TESDA, it is a decision of the school.
	Number of TWSP subsidized enrollees	163,300	175,522	12,222 above the Physical Target	Accomplishment Report is partial and the monitoring of enrollment and graduates is still on-going.
	Number of TWSP subsidized graduates	146,970	146,988	18 above the Physical Target	
MFO 3 – TESD Regulation Services					
	<u>TVET Program Registration and Accreditation Services</u>				
	No. of private TECHVOC schools accredited	6,500	5,260 newly registered programs	1,240	
	Percentage of accredited schools with accreditation condition breaches detected in the last three (3) years	10% *	8% breaches (out of the 13,807 programs audited in 2011-2013)	20% above the Physical Target	
	Percentage of applications for program registration acted upon one (1) week of submission	80%	91.3% of applications acted within one week	14.13 % above the Physical Target	
	<u>Competency Assessment and Certification for Skilled Workers</u>				
	Number of skilled workers assessed for certification	1,120,924 **	1,187,469	66,545 above the Physical Target	
	Percentage of accredited workers in employment three (3) months after accreditation	61%	Survey Results processing on-going		




TECHNICAL EDUCATION AND SKILLS DEVELOPMENT AUTHORITY

Program/Activity /Project	Performance Measure	Physical Target	Accomplishment	Variance	Remarks
	Percentage of skilled workers issued with certification within seven (7) days of their application	80%	81%	1.25% above the Physical Target	
Other Programs					
	<u>Private Education Student Financial Assistance</u>				Accomplishment Report is partial and the monitoring of enrollment and graduates is still on-going
	Number of PESFA subsidized enrollees	26,600	26,758	158 above the Physical Target	
	Number of PESFA subsidized graduates	23,940	23,945	5 above the Physical Target	


* Breaches reduced to not more than 10%

** TESDA adjusted target based on the Planning Tool, original target based on approved 2014 GAA is 919,928


Prepared by:


Lherjie D. Tejada
 Administrative Assistant III, Planning Office

Endorsed by:


Charlyn B. Justimbaste
 Supervising TESDS, Planning Office

Approved by:


Marissa G. Vegaspi
 Executive Director, Planning Office